

**XTREME 145
LENS + PRISMATIC**

divinity lights



Quick Info

CRI ≥ 90
 3000K/ 4000K/ 5700K
 Tunable White 2700-6500K
 ON-OFF/ ON-OFF (FLICKER FREE)
 DALI-2 DT6 / DALI-2 DT8/ DALI+
 SDCM<3
 Lens + Micro Prismatic Diffuser
 L70 @50,000h
 Aluminium

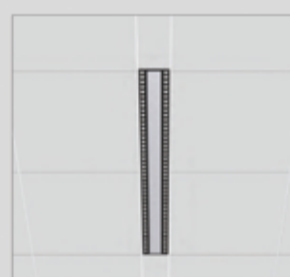


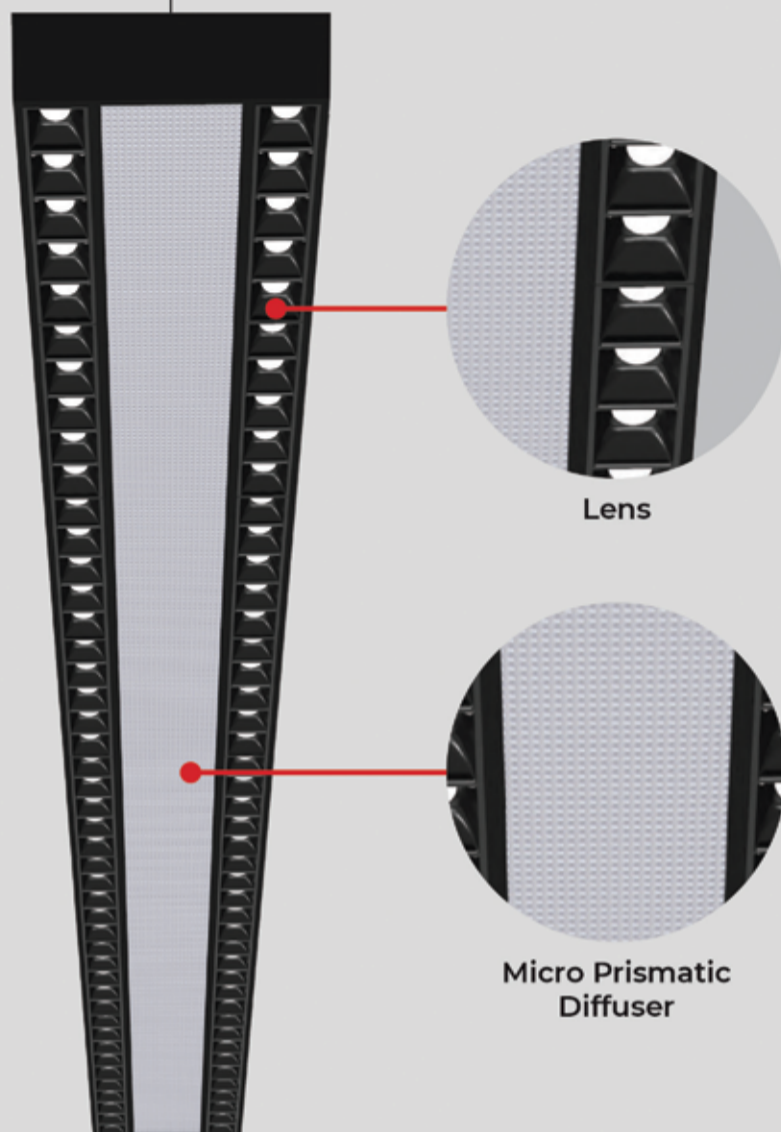
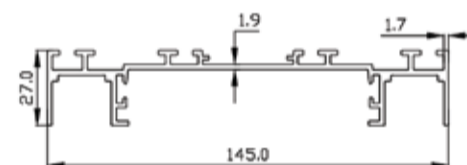
Types

Pendant/ Recessed

Single Line Diagram

Pendant/ Recessed Mounted

Profile Code
 SY-115



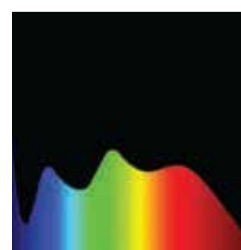
XTREME 145 LENS + PRISMATIC

Xtreme 145 Lens + Prismatic has :

- Extruded Aluminium Luminaire Housing
- Premium Finish Powder coating
- Lens + Prismatic double diffuser with uniform illumination
- Glare control
- Energy efficient LED with high colour rendering
- LED PCB mounted on insert design with heat sink
- Snap-fit system and no visible screw
- Pendant using suspension cable with M6 bolt and fastener
- Bottom opening for easy maintenance

Light Distribution

Direct Direct-Indirect



CRI ≥ 90



TUNABLE
 WHITE

XTREM 145 LENS + PRISMATIC



XTREM 145 LENS + PRISMATIC (DIRECT)

System Power	Dimensions
18W	L = 600mm
35W	L = 1200mm
70W	L = 2400mm

XTREM 145 LENS + PRISMATIC (DIRECT-INDIRECT)

System Power	Dimensions
30W	L = 600mm
50W	L = 1200mm
100W	L = 2400mm

Order Options

Distribution

- Direct
- Indirect
- Up-50% / Down-50%
- Up-30% / Down-70%
- Up-70% / Down-30%
- Up-20% / Down-80%
- Up-80% / Down-20%

CCT (Color Temperature)

- 3000K
- 4000K
- 5700K
- Tunable 2700K-6500K



CRI

>90

Beam Angle

38.9°

Control

- ON-OFF
- ON-OFF (FLICKER FREE)
- DALI-2 DT6
- DALI-2 DT8
- DALI +



Mounting Type

- Pendent
- Recessed

Material Color

RAL As Per Request

Photometric

